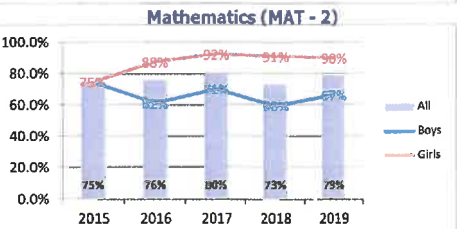
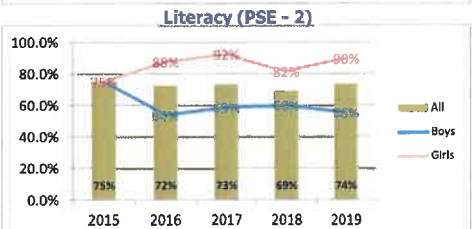
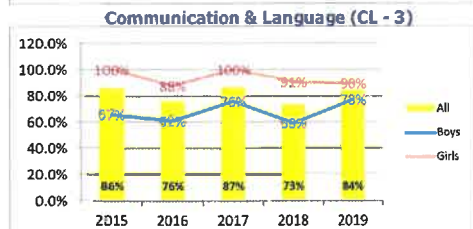
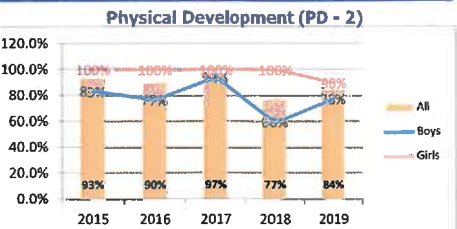
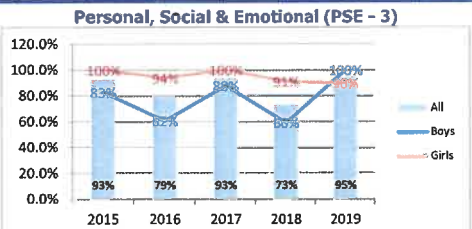
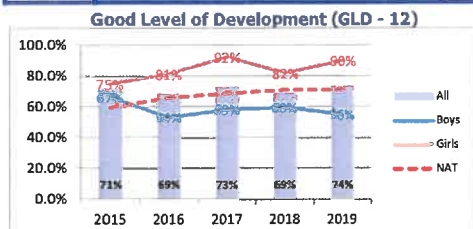




EYFS 2015-2019 - Percentage at expected level of development (above 'Emerging')

English Martrys RC Primary		2015			2016			2017			2018			2019		
		Boys	Girls	Total	Boys	Girls	Total	Boys	Girls	Total	Boys	Girls	Total	Boys	Girls	Total
Number of Pupils		12	16	28	13	16	29	17	13	30	15	11	26	9	10	19
Average Points		32.1	34.1	33.3	30.2	34.5	32.6	34.6	37.0	35.7	30.6	36.0	32.9	33.6	36.7	35.2
GLD	GOOD LEVEL OF DEVELOPMENT (GLD 12 AREAS)	66.7%	75.0%	71.4%	53.8%	81.3%	69.0%	58.8%	92.3%	73.3%	60.0%	81.8%	69.2%	55.6%	90.0%	73.7%
% achieving at least expected in all 17 early learning goals		66.7%	75.0%	71.4%	53.8%	81.3%	69.0%	58.8%	92.3%	73.3%	60.0%	81.8%	69.2%	55.6%	90.0%	73.7%
GLD	PSE - Making Relationships	83.3%	100.0%	92.9%	69.2%	93.8%	82.8%	94.1%	100.0%	96.7%	80.0%	100.0%	88.5%	100.0%	90.0%	94.7%
GLD	PSE - Self-confidence and self-awareness	100.0%	100.0%	100.0%	69.2%	93.8%	82.8%	88.2%	100.0%	93.3%	66.7%	90.9%	76.9%	100.0%	90.0%	94.7%
GLD	PSE - Managing feelings and behaviour	83.3%	100.0%	92.9%	69.2%	100.0%	86.2%	94.1%	100.0%	96.7%	66.7%	100.0%	80.8%	100.0%	90.0%	94.7%
PSE (3 AREAS)		83.3%	100.0%	92.9%	61.5%	93.8%	79.3%	88.2%	100.0%	93.3%	60.0%	90.9%	73.1%	100.0%	90.0%	94.7%
GLD	PD - Moving and handling	83.3%	100.0%	92.9%	76.9%	100.0%	89.7%	94.1%	100.0%	96.7%	73.3%	100.0%	84.6%	88.9%	90.0%	89.5%
GLD	PD - Health and self-care	91.7%	100.0%	96.4%	76.9%	100.0%	89.7%	100.0%	100.0%	100.0%	60.0%	100.0%	76.9%	88.9%	90.0%	89.5%
PD (2 AREAS)		83.3%	100.0%	92.9%	76.9%	100.0%	89.7%	94.1%	100.0%	96.7%	60.0%	100.0%	76.9%	77.8%	90.0%	84.2%
GLD	CL - Listening and attention	75.0%	100.0%	89.3%	76.9%	100.0%	89.7%	76.5%	100.0%	86.7%	60.0%	90.9%	73.1%	88.9%	90.0%	89.5%
GLD	CL - Understanding	75.0%	100.0%	89.3%	69.2%	87.5%	79.3%	82.4%	100.0%	90.0%	60.0%	90.9%	73.1%	88.9%	90.0%	89.5%
GLD	CL - Speaking	75.0%	100.0%	89.3%	69.2%	93.8%	82.8%	82.4%	100.0%	90.0%	60.0%	100.0%	76.9%	77.8%	90.0%	84.2%
CL (3 AREAS)		66.7%	100.0%	85.7%	61.5%	87.5%	75.9%	76.5%	100.0%	86.7%	60.0%	90.9%	73.1%	77.8%	90.0%	84.2%
GLD	LIT - Reading	75.0%	81.3%	78.6%	53.8%	87.5%	72.4%	58.8%	92.3%	73.3%	60.0%	81.8%	69.2%	55.6%	90.0%	73.7%
GLD	LIT - Writing	75.0%	75.0%	75.0%	53.8%	87.5%	72.4%	58.8%	92.3%	73.3%	60.0%	81.8%	69.2%	55.6%	90.0%	73.7%
LIT (2 AREAS)		75.0%	75.0%	75.0%	53.8%	87.5%	72.4%	58.8%	92.3%	73.3%	60.0%	81.8%	69.2%	55.6%	90.0%	73.7%
GLD	MAT - Numbers	75.0%	75.0%	75.0%	61.5%	87.5%	75.9%	76.5%	92.3%	83.3%	66.7%	90.9%	76.9%	66.7%	90.0%	78.9%
GLD	MAT - Shape, space and measure	75.0%	75.0%	75.0%	61.5%	87.5%	75.9%	70.6%	100.0%	83.3%	60.0%	90.9%	73.1%	66.7%	90.0%	78.9%
MAT (2 AREAS)		75.0%	75.0%	75.0%	61.5%	87.5%	75.9%	70.6%	92.3%	80.0%	60.0%	90.9%	73.1%	66.7%	90.0%	78.9%
UW - People and communities		91.7%	93.8%	92.9%	100.0%	100.0%	100.0%	82.4%	100.0%	90.0%	66.7%	90.9%	76.9%	77.8%	90.0%	84.2%
UW - The world		100.0%	100.0%	100.0%	76.9%	100.0%	89.7%	82.4%	100.0%	90.0%	60.0%	100.0%	76.9%	77.8%	90.0%	84.2%
UW - Technology		91.7%	93.8%	92.9%	100.0%	100.0%	100.0%	100.0%	100.0%	100.0%	100.0%	100.0%	100.0%	88.9%	90.0%	89.5%
UW (3 AREAS)		91.7%	93.8%	92.9%	76.9%	100.0%	89.7%	82.4%	100.0%	90.0%	60.0%	90.9%	73.1%	77.8%	90.0%	84.2%
EAD - Exploring and using media and materials		83.3%	100.0%	92.9%	61.5%	100.0%	82.8%	100.0%	100.0%	100.0%	86.7%	100.0%	92.3%	77.8%	90.0%	84.2%
EAD - Being Imaginative		75.0%	100.0%	89.3%	69.2%	100.0%	86.2%	94.1%	100.0%	96.7%	93.3%	100.0%	96.2%	88.9%	90.0%	89.5%
EAD (2 AREAS)		75.0%	100.0%	89.3%	61.5%	100.0%	82.8%	94.1%	100.0%	96.7%	86.7%	100.0%	92.3%	66.7%	90.0%	78.9%





EYFS 2015-2019 - Percentage Exceeding

English Martrys RC Primary		2015			2016			2017			2018			2019		
		Boys	Girls	Total	Boys	Girls	Total	Boys	Girls	Total	Boys	Girls	Total	Boys	Girls	Total
Number of Pupils		12	16	28	13	16	29	17	13	30	15	11	26	9	10	19
Average Points		32.1	34.1	33.3	30.2	34.5	32.6	34.6	37.0	35.7	30.6	36.0	32.9	33.6	36.7	35.2
ELD	EXCELLENT LEVEL OF DEVELOPMENT (GLD 12 AREAS)	0.0%	0.0%	0.0%	0.0%	0.0%	0.0%	0.0%	7.7%	3.3%	0.0%	0.0%	0.0%	0.0%	0.0%	0.0%
ELD	PSE - Making Relationships	0.0%	6.3%	3.6%	0.0%	0.0%	0.0%	23.5%	23.1%	23.3%	0.0%	9.1%	3.8%	11.1%	40.0%	26.3%
ELD	PSE - Self-confidence and self-awareness	0.0%	0.0%	0.0%	15.4%	0.0%	6.9%	23.5%	23.1%	23.3%	0.0%	18.2%	7.7%	22.2%	30.0%	26.3%
ELD	PSE - Managing feelings and behaviour	0.0%	0.0%	0.0%	0.0%	0.0%	0.0%	17.6%	30.8%	23.3%	6.7%	18.2%	11.5%	0.0%	40.0%	21.1%
PSE (3 AREAS)		0.0%	0.0%	0.0%	0.0%	0.0%	0.0%	11.8%	23.1%	16.7%	0.0%	0.0%	0.0%	0.0%	10.0%	5.3%
ELD	PD - Moving and handling	8.3%	6.3%	7.1%	0.0%	12.5%	6.9%	17.6%	7.7%	13.3%	20.0%	45.5%	30.8%	44.4%	20.0%	31.6%
ELD	PD - Health and self-care	8.3%	6.3%	7.1%	0.0%	12.5%	6.9%	29.4%	30.8%	30.0%	13.3%	18.2%	15.4%	11.1%	50.0%	31.6%
PD (2 AREAS)		8.3%	6.3%	7.1%	0.0%	0.0%	0.0%	11.8%	7.7%	10.0%	13.3%	9.1%	11.5%	0.0%	20.0%	10.5%
ELD	CL - Listening and attention	16.7%	18.8%	17.9%	15.4%	18.8%	17.2%	35.3%	23.1%	30.0%	20.0%	27.3%	23.1%	11.1%	30.0%	21.1%
ELD	CL - Understanding	16.7%	18.8%	17.9%	15.4%	18.8%	17.2%	29.4%	23.1%	26.7%	20.0%	36.4%	26.9%	22.2%	40.0%	31.6%
ELD	CL - Speaking	8.3%	12.5%	10.7%	23.1%	12.5%	17.2%	29.4%	23.1%	26.7%	13.3%	27.3%	19.2%	11.1%	40.0%	26.3%
CL (3 AREAS)		8.3%	6.3%	7.1%	15.4%	12.5%	13.8%	29.4%	23.1%	26.7%	13.3%	9.1%	11.5%	11.1%	30.0%	21.1%
ELD	LIT - Reading	16.7%	18.8%	17.9%	7.7%	12.5%	10.3%	17.6%	7.7%	13.3%	13.3%	0.0%	7.7%	22.2%	10.0%	15.8%
ELD	LIT - Writing	8.3%	6.3%	7.1%	0.0%	0.0%	0.0%	5.9%	7.7%	6.7%	6.7%	0.0%	3.8%	11.1%	0.0%	5.3%
LIT (2 AREAS)		8.3%	6.3%	7.1%	0.0%	0.0%	0.0%	5.9%	7.7%	6.7%	6.7%	0.0%	3.8%	11.1%	0.0%	5.3%
ELD	MAT - Numbers	0.0%	0.0%	0.0%	0.0%	18.8%	10.3%	11.8%	15.4%	13.3%	0.0%	9.1%	3.8%	11.1%	10.0%	10.5%
ELD	MAT - Shape, space and measure	0.0%	0.0%	0.0%	0.0%	12.5%	6.9%	17.6%	7.7%	13.3%	0.0%	9.1%	3.8%	11.1%	10.0%	10.5%
MAT (2 AREAS)		0.0%	0.0%	0.0%	0.0%	12.5%	6.9%	11.8%	7.7%	10.0%	0.0%	9.1%	3.8%	11.1%	10.0%	10.5%
UW - People and communities		8.3%	6.3%	7.1%	0.0%	0.0%	0.0%	11.8%	7.7%	10.0%	0.0%	9.1%	3.8%	22.2%	20.0%	21.1%
UW - The world		8.3%	6.3%	7.1%	23.1%	0.0%	10.3%	5.9%	7.7%	6.7%	6.7%	0.0%	3.8%	33.3%	20.0%	26.3%
UW - Technology		0.0%	0.0%	0.0%	0.0%	0.0%	0.0%	41.2%	15.4%	30.0%	40.0%	36.4%	38.5%	22.2%	10.0%	15.8%
UW (3 AREAS)		0.0%	0.0%	0.0%	0.0%	0.0%	0.0%	5.9%	0.0%	3.3%	0.0%	0.0%	0.0%	11.1%	0.0%	5.3%
EAD - Exploring and using media and materials		0.0%	12.5%	7.1%	0.0%	12.5%	6.9%	5.9%	38.5%	20.0%	13.3%	18.2%	15.4%	0.0%	40.0%	21.1%
EAD - Being Imaginative		0.0%	0.0%	0.0%	0.0%	0.0%	0.0%	5.9%	30.8%	16.7%	6.7%	9.1%	7.7%	0.0%	30.0%	15.8%
EAD (2 AREAS)		0.0%	0.0%	0.0%	0.0%	0.0%	0.0%	5.9%	30.8%	16.7%	6.7%	0.0%	3.8%	0.0%	30.0%	15.8%

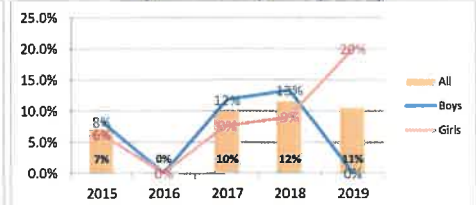
Excellent Level of Development (GLD - 12)



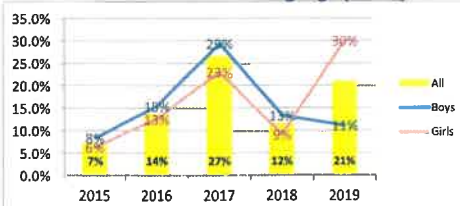
Personal, Social & Emotional (PSE - 3)



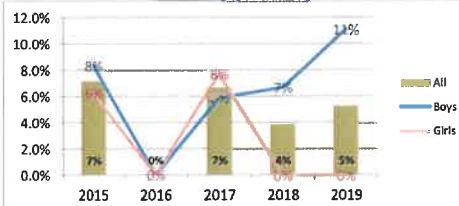
Physical Development (PD - 2)



Communication & Language (CL - 3)



Literacy (PSE - 2)



Mathematics (MAT - 2)

